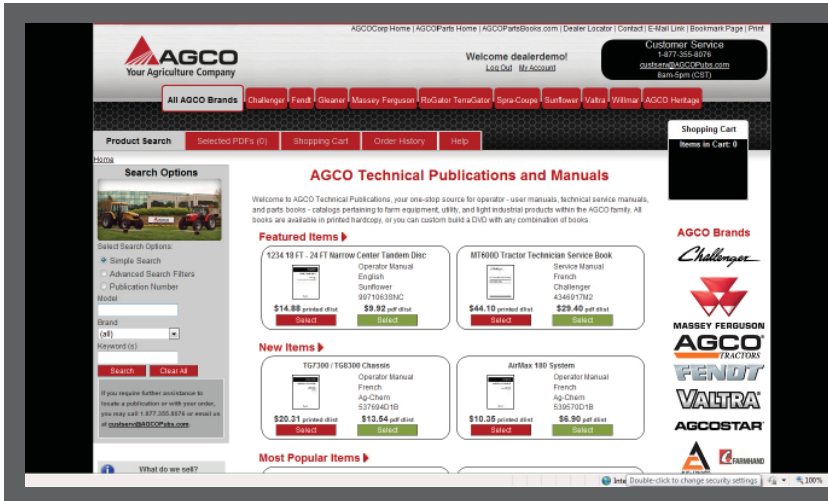
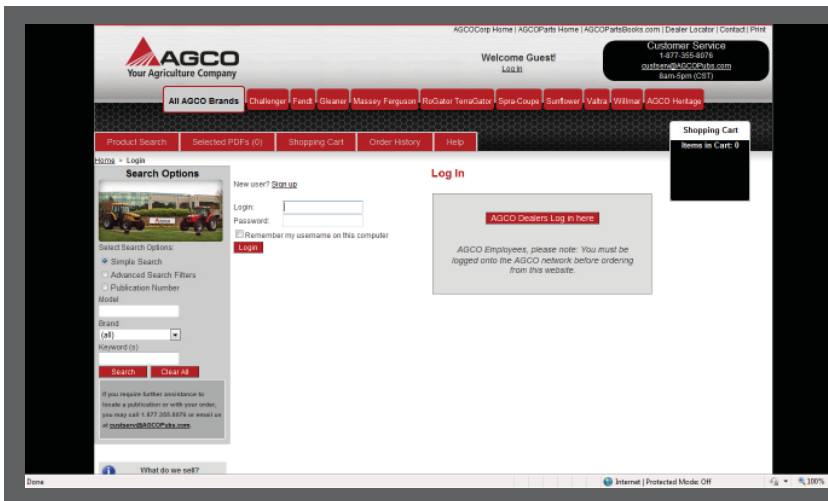


AGCOPubs.com

Search for Items . Place Orders . Track Orders



AGCOPubs.com is your one-stop source for AGCO technical publications and manuals. Items available for order include operator-user manuals, technical service manuals and parts books - catalogs pertaining to farm equipment, as well as utility and light industrial product within the AGCO family of products. All books are available in printed hardcopy or you can custom build a DVD with any combination of books.



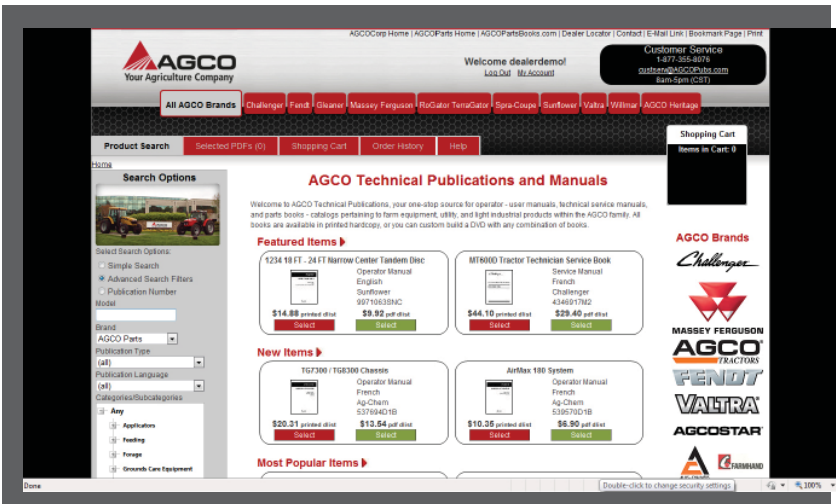
To log in to your account or to create a new account, click the **Log In** link at the top of the screen. If you know your Login and Password, enter them into the fields and click **Login**. If you're a new user and would like to create a new account, click **Sign Up**.

If you're an AGCO dealer, click the **AGCO Dealers Log in here** button where you'll be directed to oneAGCO to log in with your dealer credentials. If you're an AGCO employee, you will need to log into the myAGCO intranet and access the site using the Technical Publications link.

Note: For AGCO Dealers to receive DNet pricing and be able to charge your publications to your Dealer open account, the site MUST be accessed using the Technical Publications link on oneAGCO.

Internal AGCO users must access the site using the Technical Publications link on the myAGCO intranet.

Questions? Please contact:
Customer Service
P: 1-877-355-8076
E: custserv@AGCOPubs.com
8am - 5pm (CST)

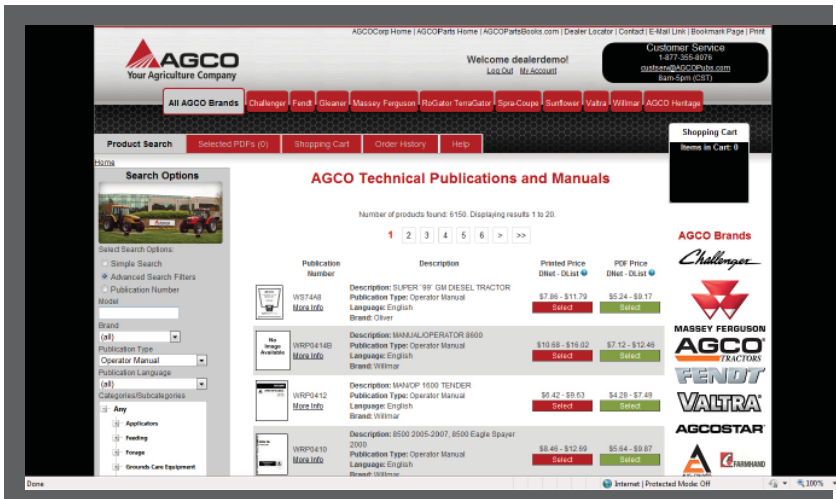


Search for Items

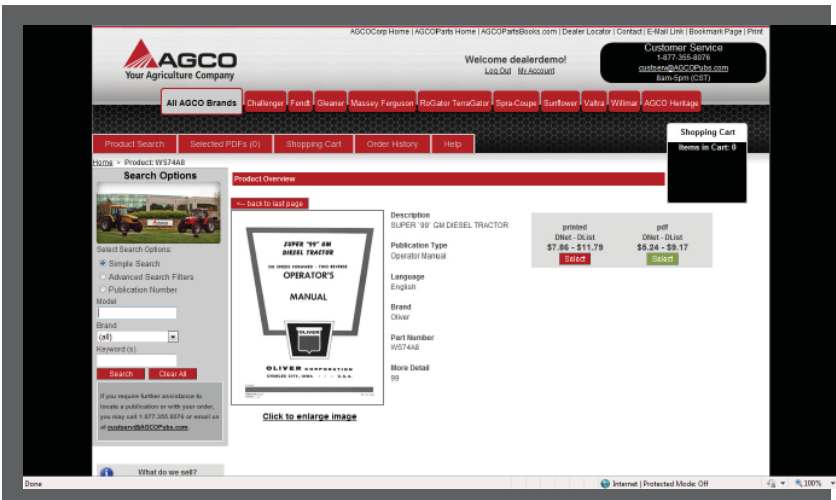
A list of Featured Items, New Items, and Most Popular Items appears on the homepage. You can also search for items using the left hand tool bar. Search options include a **Simple Search**, which allows you to search by Model, Brand, or Keyword. For more search options, click the **Advanced Search Filters** button to search by Model, Brand, Publication Type, Publication Language, or a list of Categories/Subcategories.

If you know the Publication Number of the item you'd like to order, click the **Publication Number** button and enter the Publication Number. It is also possible to enter a part number, helpful when a publication has been revised and the revision suffix has been changed.

Once you've entered your search criteria, always click the **Search** button (or simply hit enter). Clicking Search without criteria will show all results.

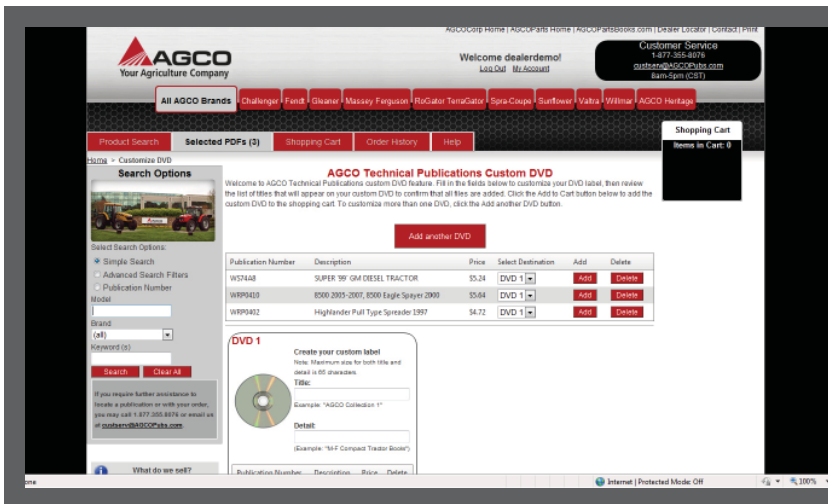


Your search results will display on screen. Clicking the item's thumbnail allows you to view the item's cover and read an expanded description of the item. Also listed is additional information as to parts that may be contained in the publication selected (in the case of an assembly or kit) and also indicate the top level assembly (kit) numbers where the selected publication may also be found. To add a printed, hardcopy publication to your shopping cart, click the red **Select** button.

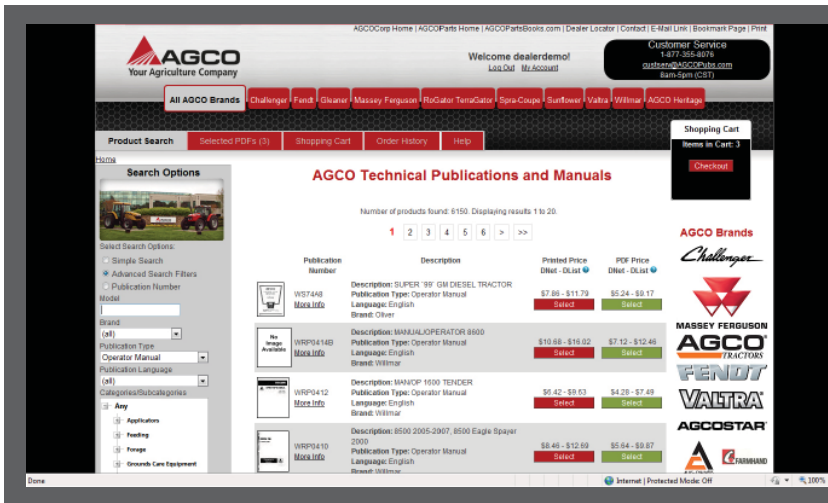


The tool also allows you to order electronic versions of publications on DVD. Customized DVD pricing depends on many factors and is determined during the checkout process. Generally, individual titles burned to DVD will be less than a printed copy. There is a production fee of \$12.00 per DVD. To order an item as a PDF on DVD, click the green **Select** button.

Questions? Please contact:
Customer Service
P: 1-877-355-8076
E: custserv@AGCOPubs.com
8am - 5pm (CST)

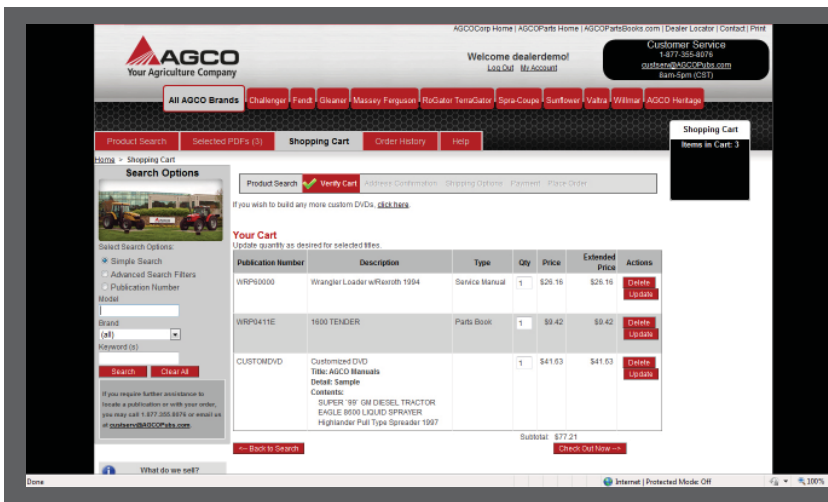


If you'd like to order more than one DVD, adjust the Quantity field. Click the **Finalize and Add to Cart** button to add the custom DVD to the shopping cart. **PLEASE NOTE:** Once you have finalized your DVD, you can no longer make changes to that DVD.



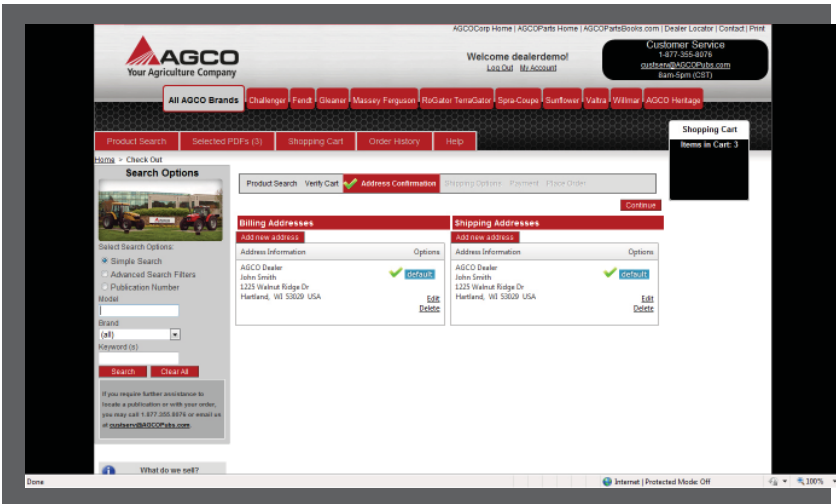
Place Orders

Continue to search for items from the left tool bar to add to your shopping cart and selected PDFs queue. The tool tracks the number of items in your cart, which is displayed at the top of your screen. You can view the contents of your shopping cart at any time by clicking the **Shopping Cart** tab at the top of your screen. You may also click on the **Checkout** button in the shopping cart box in the upper righthand corner of the page at anytime.

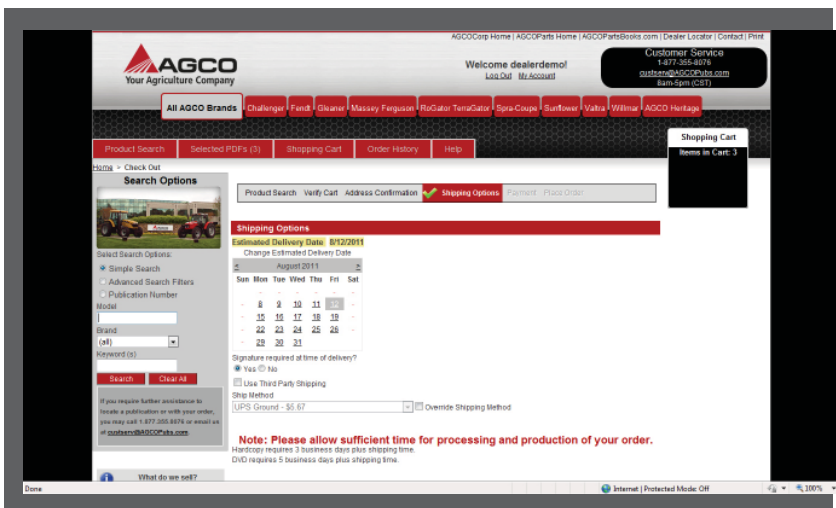


To review the list of items in your shopping cart, click the **Shopping Cart** tab. From here, you can update your order quantities, delete items, or continue shopping by either clicking the **Back to Search** button or using the Search menu in the lefthand toolbar. When all items have been added to your shopping cart, click the **Check Out Now** button.

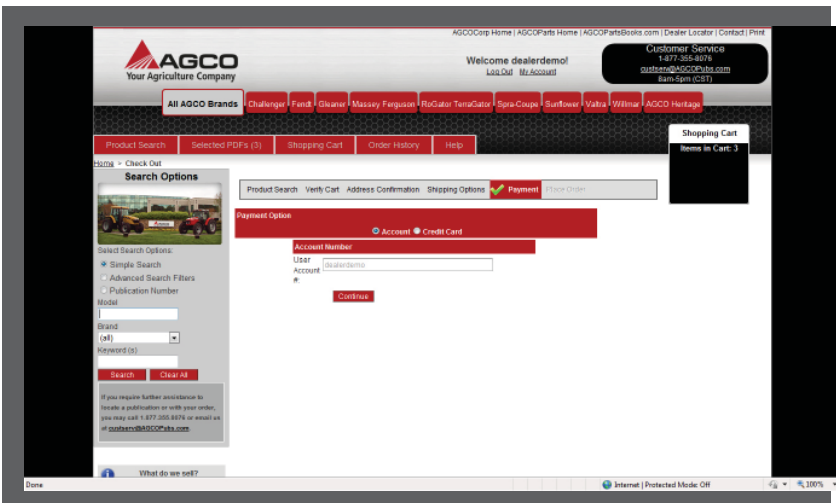
Questions? Please contact:
Customer Service
P: 1-877-355-8076
E: custserv@AGCOPubs.com
8am - 5pm (CST)



Select the appropriate Billing Address and Shipping Address. You can Select, Edit, or Delete the selected address or add a new address by clicking the **Add New Billing Address** or **Add New Shipping Address** buttons. The selected address will be verified once you click **Continue**.

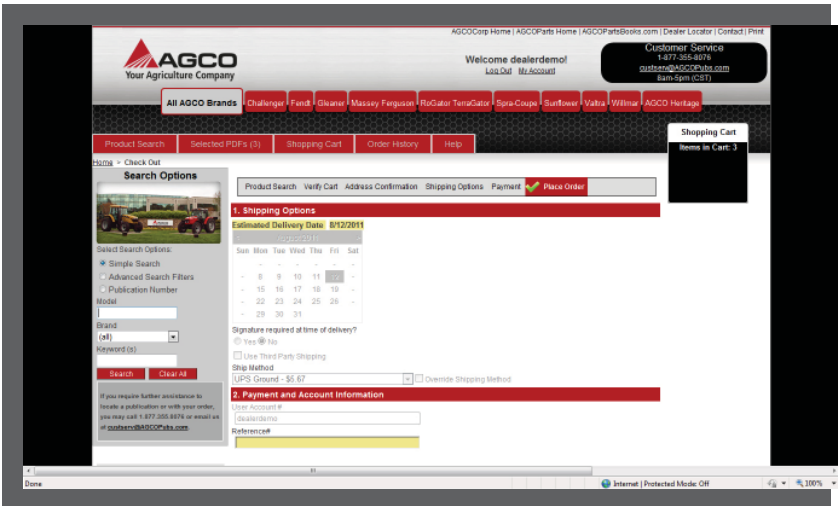


Determine your Shipping Method by selecting your requested delivery date on the calendar. The tool automatically selects the most cost-effective shipping method based on your requested delivery date. This date also includes the required time to process, print and prepare your order for shipping, in addition to the standard shipping time. You can also select the **Override Shipping Method** checkbox to select your own shipping method. Indicate whether a signature is needed upon delivery and whether you'd like your order shipped as a partial or only when complete. To use your Third Party Shipping Number, check the **Use Third Party Shipping** checkbox and enter your Shipping Account Number. Click **Continue**.



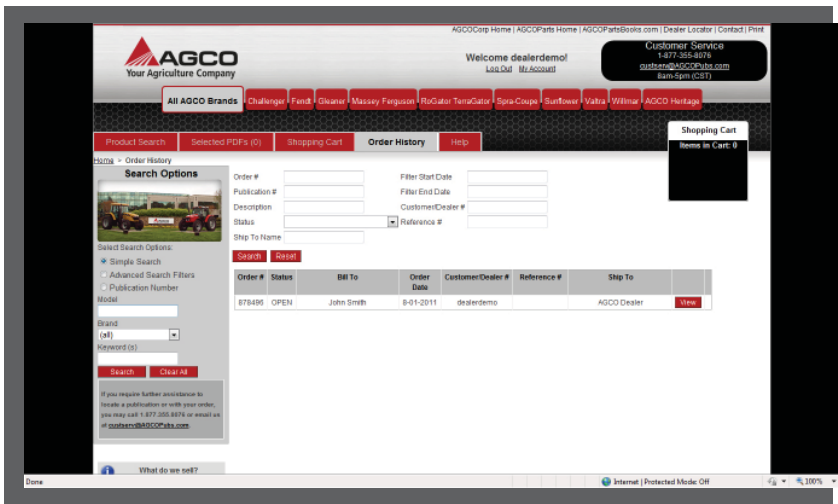
The tool allows for credit card payment via Mastercard or Visa. Dealers also have the option of charging orders to their Dealer open account. Click the checkbox indicating that you have read and agree with the security and terms of use statement. Publication orders will be fulfilled by CoakleyTech LLC on behalf of AGCO Corp. Please note that your credit card statement (if used) will reflect CoakleyTech LLC as the billing company. Complete your payment information and click **Continue**.

Questions? Please contact:
 Customer Service
 P: 1-877-355-8076
 E: custserv@AGCOPubs.com
 8am - 5pm (CST)



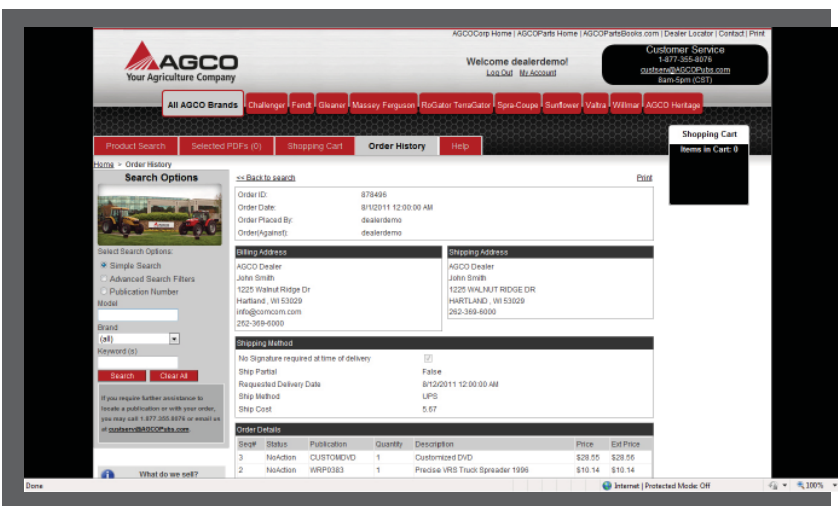
When all information is correct, click the **Place Order** button. You will receive an order confirmation, both on screen and via e-mail. Once your order ships, you'll also receive a shipping notification with tracking information.

Review your order information. You can return to various sections to make edits by clicking the tabs at the top of your screen. From the Place Order screen, you can also enter your e-mail address, your own Reference #, and any Special Instructions or Comments. If you wish to add your purchase order number, The Reference # area should be used for this.



Order Tracking

AGCOPubs.com is equipped with comprehensive order tracking from order placement through shipment. To access information about your orders, click on the **Order History** tab at the top of the screen. A summary of your orders will display on screen. You can refine your results by entering criteria in the Search fields at the top of your screen. To view a summary of a specific order, click the **View** button.



If you have any questions about your order, please contact our Customer Service team by phone at 1-877-355-8076 or by e-mail at custserv@AGCOPubs.com.

Questions? Please contact:
 Customer Service
 P: 1-877-355-8076
 E: custserv@AGCOPubs.com
 8am - 5pm (CST)